

Adiabatic charge pumping through quantum dots in the Coulomb blockade regime

A. R. Hernández

*Laboratório Nacional de Luz Síncrotron, Caixa Postal 6192, 13083-970 Campinas, SP, Brazil
and Centro Brasileiro de Pesquisas Físicas, Rua Dr. Xavier Sigaud 150, 22290-180 Rio de Janeiro, RJ, Brazil*

F. A. Pinheiro

Instituto de Física, Universidade Federal do Rio de Janeiro, Caixa Postal 68528, 21945-972 Rio de Janeiro, RJ, Brazil

C. H. Lewenkopf

Instituto de Física, Universidade do Estado do Rio de Janeiro, Rua São Francisco Xavier 524, 20550-900 Rio de Janeiro, RJ, Brazil

E. R. Mucciolo

Department of Physics, University of Central Florida, Orlando, Florida 32816-2385, USA

(Received 19 June 2009; revised manuscript received 12 August 2009; published 10 September 2009)

We investigate the influence of the Coulomb interaction on the adiabatic pumping current through a quantum dot. Using nonequilibrium Green's functions techniques, we derive a general expression for the current based on the instantaneous Green's function of the dot. We apply this formula to study the dependence of the charge pumped per cycle on the time-dependent pumping potentials. Motivated by recent experiments, the possibility of charge quantization in the presence of a finite Coulomb repulsion energy is investigated.

DOI: [10.1103/PhysRevB.80.115311](https://doi.org/10.1103/PhysRevB.80.115311)

PACS number(s): 73.23.-b, 72.10.Bg, 73.63.Kv

I. INTRODUCTION

The basic idea of electron pumping, put forward in the pioneer work of Thouless,¹ is to generate a dc current through a conductor in the absence of an applied bias voltage. This may be accomplished by applying time-dependent perturbations to the conductor. In electronic transport through mesoscopic conductors, the typical experimental time scale over which these external perturbations vary is large compared to the lifetime of the electron inside the conductor (dwell time). In that case, the pumping mechanism is called adiabatic.

Adiabatic quantum pumping in mesoscopic noninteracting open quantum dots was investigated theoretically by Brouwer² by means of a scattering approach. Applying the emissivity theory introduced by Büttiker *et al.*,³ he demonstrated that the pumping current is proportional to the driving frequency and shows large mesoscopic fluctuations accounted by random matrix theory. This scattering approach has been employed to investigate several aspects of adiabatic quantum pumping in noninteracting systems such as the role of discrete symmetries on the pumped charge,⁴ the effects of inelastic scattering and decoherence,^{5,6} the role of noise and dissipation,⁷ Andreev interference effects in the presence of superconducting leads,^{8,9} as well as spin pumping.¹⁰⁻¹³ Pumping phenomena in noninteracting systems have also been investigated using alternative theoretical approaches such as the formalism based on iterative solutions of time-dependent states¹⁴ and the Keldysh formulation.¹⁵ Both approaches can be used beyond the adiabatic approximation.

Experimentally, the first implementation of an electron pump was due to Pothier *et al.* when charge was quantized due to Coulomb blockade (CB) effects.¹⁶ Adiabatic phase-coherent charge pumping, though not quantized, was observed in open semiconductor quantum dots¹⁷ and in carbon nanotube quantum dots.^{18,19} Quantized charge pumping was

recently observed in AlGaAs/GaAs nanowires using a single-parameter modulation,²⁰ a result with potential applications to metrology. An experimental realization of a quantum spin pump has also been implemented.²¹

Pumping through interacting systems, where the scattering approach does not apply, has been much less studied so far. Using the slave-boson mean-field approximation, Aono investigated the spin-charge separation of adiabatic currents in the Kondo regime.²² The behavior of the pumping current through a quantum dot in the Kondo regime was studied both for adiabatic²³ and nonadiabatic systems²⁴ using the Keldysh formalism. Quantum pumping was investigated both in the CB regime^{25,26} as well as for almost open quantum dots.²⁷ The nonequilibrium Green's functions technique has been employed to investigate adiabatic pumping through interacting quantum dots in infinite U systems.^{28,29} The role of the Coulomb interaction in the adiabatic pumping current has also been investigated in the limit of weak tunneling and infinite- U using diagrammatic techniques.³⁰ The presence of electron-electron interactions was shown to improve charge quantization in one-dimensional disordered wires under certain circumstances.³¹ The effects of the coupling of the quantum dot to bosonic environments and its implications to charge quantization were analyzed in Ref. 32. The interplay of nonadiabaticity and interaction effects on the pumping current were also recently reported.^{33,34}

In the present paper we investigate adiabatic charge pumping through interacting quantum dots in the CB regime for temperatures much higher than the Kondo temperature. We consider quantum dots with a single level subjected to a finite Coulomb repulsion U in the case of double occupancy. We investigate the time dependence of the pumping current by keeping U finite, a scenario out of the domain of validity of the theory developed in Refs. 28 and 29. This allows us to identify the relevant time scales controlling the current amplitude in realistic situations. We develop a general formal-

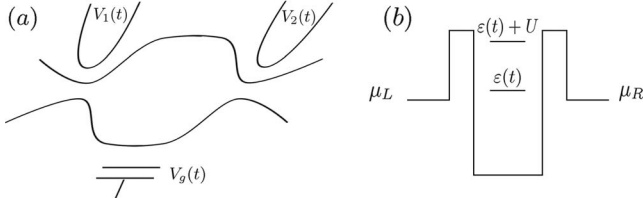


FIG. 1. (a) Schematic view of a two-contact quantum dot coupled to a time-dependent gate. (b) Sketch of the energy levels of the model described in the text.

ism, based on nonequilibrium Green's functions, to investigate the influence of the Coulomb interaction on the adiabatic pumping current. We discuss some applications and consequences of this formulation and evaluate several quantities of interest numerically for a range of parameters. Finally, the possibility of charge quantization in the presence of a finite Coulomb repulsion is investigated. The study of charge quantization in the adiabatic regime is interesting by its own, and is also a necessary step towards the understanding of recent experiments²⁰ dealing with nonadiabatic pumping.

This paper is organized as follows. In Sec. II we present the model used to calculate the time-dependent current flowing through the quantum dot. Section III is devoted to the explicit calculation of the relevant Green's functions. In Sec. IV, we apply this calculation to derive an expression for the pumping current in the adiabatic approximation for systems with finite U . The numerical evaluation of the current as well as a discussion of its consequences and implications is presented in Sec. V. Finally, Sec. VI is devoted to a brief summary of our findings and concluding remarks.

II. MODEL FOR TRANSPORT IN QUANTUM DOTS

We consider a quantum dot (QD) with a single isolated resonance in the Coulomb blockade regime, as schematically depicted in Fig. 1. The potential in the dot is controlled by a time-dependent gate voltage $V_g(t)$ such that the QD Hamiltonian reads

$$H_{\text{dot}} = \sum_{s=\uparrow,\downarrow} \varepsilon_s(t) d_s^\dagger d_s + U n_\uparrow n_\downarrow, \quad (1)$$

where $n_s = d_s^\dagger d_s$ is the number operator and $d_s^\dagger (d_s)$ is the creation (annihilation) operator for an electron with energy $\varepsilon_s(t) = \varepsilon_{0s} - \eta e V_g(t)$ and spin s in the QD. Here, e denotes the electron charge and η is a lever arm factor for the gate voltage. Two single-channel leads are attached to the QD. It is assumed that electrons in the leads are noninteracting and obey the Hamiltonian

$$H_{\text{lead}} = \sum_k \sum_{\alpha=L,R} \sum_{s=\uparrow,\downarrow} \varepsilon_{k\alpha s} c_{k\alpha s}^\dagger c_{k\alpha s}, \quad (2)$$

where $c_{k\alpha s}^\dagger$ and $c_{k\alpha s}$ are, respectively, the creation and annihilation operators for electrons with momentum k and spin s in the lead α . The QD is separated from the leads by tunneling barriers controlled by the lateral gates V_1 and V_2 (see Fig. 1). The coupling Hamiltonian reads

$$H_{\text{lead-dot}} = \sum_{k,\alpha,s} [V_{k\alpha}(t) c_{k\alpha s}^\dagger d_s + \text{H.c.}], \quad (3)$$

The tunneling matrix elements $V_{k\alpha}$ connect states in the leads to the resonant state in the dot and are assumed to be spin independent. The total Hamiltonian of our model is the sum of these three contributions,

$$\mathcal{H} = H_{\text{lead}} + H_{\text{dot}} + H_{\text{lead-dot}}. \quad (4)$$

The coupling between the states in the leads and those in the dot, combined with the dot charging energy, turns the time evolution of the system into a nontrivial many-body problem. As a result, we cannot apply a single-particle formalism to describe the transport through the system and the usual scattering-matrix formulation for pumping currents² is inappropriate. To circumvent these difficulties, we employ the Schwinger-Keldysh formalism and the equation-of-motion method³⁵ to calculate the current through an interacting quantum dot in the CB regime.

Our starting point is the general expression for the time-dependent current in terms of the quantum dot Green's function $G_{s,s}(t, t')$:^{36,37}

$$J_\alpha(t) = -\frac{2e}{\hbar} \text{Im} \left\{ \sum_{k,s} \int_{-\infty}^t dt' V_{k\alpha}^*(t') e^{i\varepsilon_{k\alpha s}(t-t')/\hbar} V_{k\alpha}(t) \times [f_\alpha(\varepsilon_{k\alpha s}) G_{s,s}^r(t, t') + G_{s,s}^<(t, t')] \right\}, \quad (5)$$

where $f_\alpha(E) = [e^{(E-\mu_\alpha)/k_B T} + 1]^{-1}$ is the Fermi function for the lead α maintained at a chemical potential μ_α and temperature T and k_B is the Boltzmann constant. Throughout the text we consider pumping in the absence of an external bias, that is, $\mu_R = \mu_L = \varepsilon_F$. For convenience, we set $\varepsilon_F = 0$. The lesser, retarded, and advanced dot Green's functions are defined as³⁵

$$G_{s,s}^<(t, t') \equiv \frac{i}{\hbar} \langle d_s^\dagger(t') d_s(t) \rangle,$$

$$G_{s,s}^r(t, t') \equiv -\frac{i}{\hbar} \theta(t-t') \langle \{d_s(t), d_s^\dagger(t')\} \rangle,$$

$$G_{s,s}^a(t, t') \equiv \frac{i}{\hbar} \theta(t'-t) \langle \{d_s(t), d_s^\dagger(t')\} \rangle. \quad (6)$$

Now it remains to compute the Green's function $G_{s,s}(t, t')$ which involves the quantum dot states. This is where the many-body aspects of the problem make their way into the pumping current. Section III is devoted to this issue.

III. CALCULATION OF $G_{s,s}$

The current in Eq. (5) is given in terms of the quantum dot Green's functions $G_{s,s}^r(t, t')$ and $G_{s,s}^<(t, t')$. To write expressions for them, we start by calculating the time-ordered Green's function $G_{s,s}(t, t')$ defined as³⁵

$$G_{s,s}(t,t') \equiv -\frac{i}{\hbar} \langle \mathcal{T}[d_s(t)d_s^\dagger(t')] \rangle, \quad (7)$$

where \mathcal{T} is the time-ordering operator. The equation of motion for $G_{s,s}$ is

$$\begin{aligned} \left[i\hbar \frac{\partial}{\partial t} - \varepsilon_s(t) \right] G_{s,s}(t,t') \\ = \delta(t-t') + U G_{s\bar{s},s}^{(2)}(t,t') + \sum_{k,\alpha} V_{k\alpha}^*(t) G_{k\alpha s,s}(t,t'). \end{aligned} \quad (8)$$

In Eq. (8) we have introduced the ‘‘contact’’ time-ordered Green’s function

$$G_{s,k\alpha s}(t,t') \equiv -\frac{i}{\hbar} \langle \mathcal{T}[d_s(t)c_{k\alpha s}^\dagger(t')] \rangle, \quad (9)$$

which obeys the equation of motion

$$\left(-i\hbar \frac{\partial}{\partial t'} - \varepsilon_{k\alpha s} \right) G_{s,k\alpha s}(t,t') = V_{k\alpha}^*(t') G_{s,s}(t,t'), \quad (10)$$

as well as the second-order correlation function

$$G_{s\bar{s},s}^{(2)}(t,t') \equiv -\frac{i}{\hbar} \langle \mathcal{T}[d_s(t)n_{\bar{s}}(t)d_s^\dagger(t')] \rangle, \quad (11)$$

which involves four fermionic operators and is generated by the interaction term $Un_\downarrow n_\uparrow$. The same interaction term leads to the appearance of even higher-order correlation functions in the equation of motion for $G^{(2)}$, namely,

$$\begin{aligned} \left[i\hbar \frac{\partial}{\partial t} - \varepsilon_s(t) - U \right] G_{s\bar{s},s}^{(2)}(t,t') \\ = \delta(t-t') \langle n_{\bar{s}}(t) \rangle + \sum_{k\alpha} [V_{k\alpha}^* \Gamma_{1;k\alpha s}^{(2)}(t,t')] \\ + \sum_{k\alpha} [V_{k\alpha} \Gamma_{2;k\alpha s}^{(2)}(t,t') - V_{k\alpha}^* \Gamma_{3;k\alpha s}^{(2)}(t,t')], \end{aligned} \quad (12)$$

where the occupation number is defined as

$$\langle n_s(t) \rangle = \langle d_s^\dagger(t)d_s(t) \rangle \equiv i\hbar G_{s,s}^<(t,t) \quad (13)$$

and we have introduced three lead-dot correlation functions,³⁶

$$\Gamma_{1;k\alpha s}^{(2)}(t,t') \equiv -\frac{i}{\hbar} \langle \mathcal{T}[c_{k\alpha s}(t)n_{\bar{s}}(t)d_s^\dagger(t')] \rangle, \quad (14)$$

$$\Gamma_{2;k\alpha s}^{(2)}(t,t') \equiv -\frac{i}{\hbar} \langle \mathcal{T}[c_{k\alpha \bar{s}}^\dagger(t)d_s(t)d_{\bar{s}}(t)d_s^\dagger(t')] \rangle, \quad (15)$$

and

$$\Gamma_{3;k\alpha s}^{(2)}(t,t') \equiv -\frac{i}{\hbar} \langle \mathcal{T}[c_{k\alpha \bar{s}}(t)d_{\bar{s}}^\dagger(t)d_s(t)d_s^\dagger(t')] \rangle. \quad (16)$$

At this level, one can verify that the equations of motion do not close. Going to the next level, one obtains new (higher-order) correlation functions and even more complicated expressions. To solve this problem, we shall recur to an approximate scheme, namely, the mean-field approximation.

Formal solution of the equations of motion within the Hartree approximation

We now focus on the Coulomb blockade regime and neglect spin correlations in the leads. That is, we assume that the Kondo temperature,³⁸ $T_K \sim U\sqrt{\Gamma/2U} \exp[-\pi|\varepsilon_s|(\varepsilon_s + U)/2U\Gamma]$ is very low, $T_K \ll T$. As usual, Γ stands for the quantum dots resonance linewidth which will be precisely defined in Sec. IV. Hence, with respect to Kondo correlations, we are in the high-temperature regime and the mean-field approximation is expected to be valid. Within this approximation, one can write the $\Gamma^{(2)}$ ’s as

$$\Gamma_{1;k\alpha s}^{(2)\text{mf}}(t,t') = \langle n_{\bar{s}}(t) \rangle G_{k\alpha s,s}(t,t') \quad (17)$$

and

$$\Gamma_{2;k\alpha s}^{(2)\text{mf}}(t,t') = \Gamma_{3;k\alpha s}^{(2)\text{mf}}(t,t') = 0. \quad (18)$$

It has been shown that Kondo correlations are still absent in the next order of the equations-of-motion hierarchical truncation.^{36,39} The latter dresses the Green’s functions self-energies with higher-order terms in V that include, for instance, cotunneling processes. As long as ε_s is of the order of $k_B T$, we have verified that these contributions give only small corrections to the Hartree mean-field approximation.³⁶ Thus, we write

$$\begin{aligned} \left[i\hbar \frac{\partial}{\partial t} - \varepsilon_s(t) - U \right] G_{s\bar{s},s}^{(2)\text{mf}}(t,t') \\ = \langle n_{\bar{s}}(t) \rangle \left[\delta(t-t') + \sum_{k\alpha} V_{k\alpha}^*(t) G_{k\alpha s,s}(t,t') \right], \end{aligned} \quad (19)$$

where the occupation number $\langle n_{\bar{s}}(t) \rangle$ has to be determined self-consistently for all times. Equations (8), (10), and (19) form a closed set of equations of motion that determines the time-ordered Green’s function $G_{s,s}$. Using analytical continuation and the Langreth rules^{36,40} we can then find the Green’s functions $G_{s,s}^>$ and $G_{s,s}^<$ that appear in the expressions for the current, Eq. (5). For convenience, let us define two auxiliary time-ordered Green’s functions g_s and g_s^U that obey the equations of motions

$$\left[i\hbar \frac{\partial}{\partial t} - \varepsilon_s(t) \right] g_s(t,t') = \delta(t-t') \quad (20)$$

and

$$\left[i\hbar \frac{\partial}{\partial t} - \varepsilon_s(t) - U \right] g_s^U(t,t') = \delta(t-t'), \quad (21)$$

respectively. By analytical continuation into the complex plane, we can rewrite Eq. (19) as

$$\begin{aligned} G_{s\bar{s},s}^{(2)\text{mf}}(\tau,\tau') = g_s^U(\tau,\tau') \langle n_{\bar{s}}(\tau') \rangle + \sum_{k,\alpha} \int d\tau_1 g_s^U(\tau,\tau_1) \\ \times \langle n_{\bar{s}}(\tau_1) \rangle V_{k\alpha}^*(\tau_1) G_{k\alpha s,s}(\tau_1,\tau'). \end{aligned} \quad (22)$$

The equation for $G_{k\alpha s,s}(\tau_1,\tau')$ can also be obtained in a similar manner. Using Eq. (10), the equation of motion for the time-ordered Green’s function for free electrons in the leads, namely,

$$\left(-i\hbar\frac{\partial}{\partial t'} - \varepsilon_{kas}\right)g_{kas}(t, t') = \delta(t - t'), \quad (23)$$

and the rules of analytical continuation, we conclude that the contour-ordered Green's function $G_{s, kas}(\tau, \tau')$ obeys the equation

$$G_{s, kas}(\tau, \tau') = \int d\tau_1 G_{ss}(\tau, \tau_1) V_{k\alpha}^*(\tau_1) g_{kas}(\tau_1, \tau'), \quad (24)$$

while its counterpart is given by

$$G_{kas, s}(\tau, \tau') = \int d\tau_1 g_{kas}(\tau, \tau_1) V_{k\alpha}(\tau_1) G_{s, s}(\tau_1, \tau'). \quad (25)$$

In all these cases the integration paths run over the Keldysh contour discussed in Refs. 36 and 41.

Now the equations of motions close since both $G^{(2)mf}$ and $G_{kas, s}$ are expressed in terms of $G_{s, s}$ and free Green's functions. By introducing the renormalized single-electron resolvent

$$\bar{g}_s(\tau, \tau') \equiv g_s(\tau, \tau') + U \langle n_{\bar{s}}(\tau') \rangle \int d\tau_1 g_s(\tau, \tau_1) g_s^U(\tau_1, \tau'), \quad (26)$$

we write, after a little algebra, a Dyson-type equation for $G_{s, s}$,

$$G_{s, s}(\tau, \tau') = \bar{g}_s(\tau, \tau') + \int d\tau_1 \int d\tau_2 \bar{g}_s(\tau, \tau_1) \times \Sigma_{ss}(\tau_1, \tau_2) G_{s, s}(\tau_2, \tau'), \quad (27)$$

with the self-energy defined as

$$\Sigma_{ss}(\tau, \tau') = \sum_{k\alpha} V_{k\alpha}^*(\tau) g_{kas}(\tau - \tau') V_{k\alpha}(\tau'). \quad (28)$$

The rather peculiar structure of our solution is noteworthy. The auxiliary Green's function \bar{g}_s , Eq. (26), is not a free propagator since it contains a term involving $\langle n_{\bar{s}} \rangle$ that arises from the mean-field approximation and has to be calculated self-consistently. The self-energy carries information about the coupling to the leads and can be calculated independently of the state of the dot. Hence, it does not contain information about the many-body character of the problem.

In Sec. IV, we shall specialize the calculation to the adiabatic regime, first by explicitly obtaining an expression for the Green's functions involved in Eqs. (26) and (27) and then by evaluating the current, Eq. (5).

IV. ELECTRONIC TRANSPORT IN THE ADIABATIC APPROXIMATION

The two important time scales in the problem of charge pumping through noninteracting quantum dots are the mean dwell time of an electron inside the dot (lifetime of the resonant state), τ_D , and the inverse of the characteristic pumping frequency, $\tau_{\text{pump}} = 2\pi/\omega_{\text{pump}}$. In typical experimental setups, the pumping frequency ω_{pump} lies in the range between 10 MHz to 1 GHz.¹⁷ For $\omega_{\text{pump}}/2\pi = 100$ MHz, one has τ_{pump}

= 10 ns. The mean dwell time is given by the inverse of the resonance width Γ . To estimate it, let us first recall that the dot single-particle mean level spacing is $\Delta = 2\pi\hbar^2/(Am^*)$, where \mathcal{A} is the dot effective area and $m^* = 0.067m_e$ for GaAs. We obtain $\Delta \approx 7.6 \mu\text{eV}(\mu\text{m})^2/\mathcal{A}$, where \mathcal{A} is given in square microns. For the Coulomb blockade regime, typical resonance widths are $\Gamma = 0.01 - 0.1\Delta$. As a result, $\tau_D = \hbar/\Gamma \approx 0.8 - 8 \text{ ns}(\mu\text{m})^2/\mathcal{A}$ for most devices. For \mathcal{A} much smaller than $1 (\mu\text{m})^2$, we find that $\tau_{\text{pump}} \gg \tau_D$. In this case we can safely employ the so-called *adiabatic approximation*, which precisely relies on the fact that the time scale over which the system parameters vary is large compared to the lifetime of the electron in the dot.

A. Adiabatic approximation for the Green's functions

A convenient way to separate slow and fast time scales is to reparametrize the Green's functions as

$$G(t, t') \rightarrow G\left(t - t', \frac{t + t'}{2}\right), \quad (29)$$

that is, the time variables are replaced by a (fast) time difference $\delta t = t - t'$ and a slow mean time $\bar{t} = (t + t')/2$. We implement the adiabatic approximation to lowest order by expanding the Green's functions up to linear order in the slow variables, namely,

$$G\left(t - t', \frac{t + t'}{2}\right) \approx G(t - t', \bar{t}) + \left(\frac{t' - t}{2}\right) \frac{\partial G}{\partial \bar{t}}(t - t', \bar{t}) \Big|_{\bar{t}=t}. \quad (30)$$

In what follows we formally write

$$G(t - t', \bar{t}) = G^{(0)}(t - t', \bar{t}) + G^{(1)}(t - t', \bar{t}), \quad (31)$$

where the zeroth order refers to equilibrium quantities, while the adiabatic contributions, linear in the slow time variable (and in our case proportional to the pumping frequency), are collected in the first-order correction. The accuracy of our approximation can be tested by inspecting higher-order terms. We will return to this issue in Sec. V, when we present our results.

Let us now describe how the approximate scheme works. Using the mean-time parametrization, we write Eq. (26) as

$$\bar{g}_s(t - t', \bar{t}) = g_s(t - t', \bar{t}) + U \langle n_{\bar{s}}(\bar{t}) \rangle \times \int_{-\infty}^{\infty} dt_1 g_s\left(t - t_1, \frac{t + t_1}{2}\right) g_s^U\left(t_1 - t', \frac{t_1 + t'}{2}\right). \quad (32)$$

Expanding \bar{g}_s in the slow variables as in Eq. (30) and taking the Fourier transform with respect to the fast variable, namely, $g(\omega, \bar{t}) = \int_{-\infty}^{\infty} d(t - t') g(t - t', \bar{t}) \exp[i\omega(t - t')]$, we obtain

$$\bar{g}_s(\omega, \bar{t}) = \bar{g}_s^{(0)}(\omega, \bar{t}) + \bar{g}_s^{(1)}(\omega, \bar{t}), \quad (33)$$

with

$$\bar{g}_s^{(0)}(\omega, \bar{t}) = g_s^{(0)}(\omega, \bar{t}) + U \langle n_{\bar{s}}^{(0)}(\bar{t}) \rangle g_s^{(0)}(\omega, \bar{t}) g_s^{U(0)}(\omega, \bar{t}) \quad (34)$$

and

$$\begin{aligned} \bar{g}_s^{(1)}(\omega, \bar{t}) = & g_s^{(1)}(\omega, \bar{t}) + U [\langle n_{\bar{s}}^{(1)}(\bar{t}) \rangle g_s^{(0)} g_s^{U(0)} + \langle n_{\bar{s}}^{(0)}(\bar{t}) \rangle g_s^{(1)} g_s^{U(0)} \\ & + \langle n_{\bar{s}}^{(0)}(\bar{t}) \rangle g_s^{(0)} g_s^{U(1)}] + \frac{i\hbar}{2} U \left[\frac{\partial \langle n_{\bar{s}}(\bar{t}) \rangle}{\partial \bar{t}} \frac{\partial (g_s g_s^U)}{\partial \omega} \right. \\ & \left. - \langle n_{\bar{s}}^{(0)}(\bar{t}) \rangle \frac{\partial g_s^{(0)}}{\partial \bar{t}} \frac{\partial g_s^{U(0)}}{\partial \omega} + \langle n_{\bar{s}}^{(0)}(\bar{t}) \rangle \frac{\partial g_s^{(0)}}{\partial \omega} \frac{\partial g_s^{U(0)}}{\partial \bar{t}} \right], \end{aligned} \quad (35)$$

where

$$\langle n_{\bar{s}}(\bar{t}) \rangle = \langle n_{\bar{s}}^{(0)}(\bar{t}) \rangle + \langle n_{\bar{s}}^{(1)}(\bar{t}) \rangle \quad (36)$$

is introduced following the same principle as the one described after Eq. (30).

Equation (35) is further simplified by the fact that the lowest order corrections to terms involving $g_s^{(1)}$ and $g_s^{U(1)}$ vanish for the retarded component. To demonstrate this, let us consider the retarded component

$$g_{0,s}^r(t-t') = -\frac{i}{\hbar} \Theta(t-t') \exp \left[-\frac{i}{\hbar} \int_{t'}^t dt_1 \epsilon_s(t_1) \right]. \quad (37)$$

Expanding $\epsilon_s(t_1)$ around the mean time $\bar{t} = (t+t')/2$, namely, $\epsilon_s(t_1) = \epsilon_s(\bar{t}) + \dot{\epsilon}_s(\bar{t})(t_1 - \bar{t})$ we obtain

$$\int_{t'}^t dt_1 \epsilon_s(t_1) = \epsilon_s(\bar{t}) \bar{t} + O(\ddot{\epsilon}), \quad (38)$$

so that $g_s^{(1)r(a)} = g_s^{U(1)r(a)} = 0$.⁴² This simplification shows the advantage of the mean-time parametrization, Eq. (29), with respect to other parameterizations, such as the one chosen in Ref. 28.

After these simplifications, we obtain for the advanced and retarded components

$$\bar{g}_s^{(0)r(a)}(\omega, \bar{t}) = g_s^{(0)r(a)}(\omega, \bar{t}) + \langle n_{\bar{s}}^{(0)}(\bar{t}) \rangle g_s^{(0)r(a)}(\omega, \bar{t}) U g_s^{U(0)r(a)}(\omega, \bar{t}) \quad (39)$$

and

$$\begin{aligned} \bar{g}_s^{(1)r(a)}(\omega, \bar{t}) = & \langle n_{\bar{s}}^{(1)}(\bar{t}) \rangle g_s^{(0)r(a)}(\omega, \bar{t}) U g_s^{U(0)r(a)}(\omega, \bar{t}) \\ & + \frac{i\hbar}{2} U \frac{\partial \langle n_{\bar{s}}^{(0)}(\bar{t}) \rangle}{\partial \bar{t}} \frac{\partial}{\partial \omega} [g_s^{(0)r(a)}(\omega, \bar{t}) g_s^{U(0)r(a)}(\omega, \bar{t})]. \end{aligned} \quad (40)$$

For the lesser components, we employ the fluctuation-dissipation theorem to write

$$\bar{g}_s^{(0)<}(\omega, \bar{t}) = f(\omega) [\bar{g}_s^{(0)a}(\omega, \bar{t}) - \bar{g}_s^{(0)r}(\omega, \bar{t})], \quad (41)$$

and apply the Langreth rules to Eq. (35) to obtain

$$\begin{aligned} \bar{g}_s^{(1)<}(\omega, \bar{t}) = & U \langle n_{\bar{s}}^{(1)}(\bar{t}) \rangle f(\omega) [g_s^{(0)a}(\omega, \bar{t}) g_s^{U(0)a}(\omega, \bar{t}) - g_s^{(0)r}(\omega, \bar{t}) g_s^{U(0)r}(\omega, \bar{t})] \\ & + \frac{i\hbar}{2} U \frac{\partial \langle n_{\bar{s}}^{(0)}(\bar{t}) \rangle}{\partial \bar{t}} \frac{\partial}{\partial \omega} \{f(\omega) [g_s^{(0)a}(\omega, \bar{t}) g_s^{U(0)a}(\omega, \bar{t}) - g_s^{(0)r}(\omega, \bar{t}) g_s^{U(0)r}(\omega, \bar{t})]\} \\ & + \frac{i\hbar}{2} U \langle n_{\bar{s}}^{(0)}(\bar{t}) \rangle \frac{\partial f(\omega)}{\partial \omega} \left\{ [g_s^{(0)a}(\omega, \bar{t}) - g_s^{(0)r}(\omega, \bar{t})] \frac{\partial g_s^{U(0)a}}{\partial \bar{t}}(\omega, \bar{t}) - \frac{\partial g_s^{(0)r}}{\partial \bar{t}}(\omega, \bar{t}) [g_s^{U(0)a}(\omega, \bar{t}) - g_s^{U(0)r}(\omega, \bar{t})] \right\}. \end{aligned} \quad (42)$$

Here $f(\omega) = [\exp(\hbar\omega/k_B T) + 1]^{-1}$.

We proceed in the same way to obtain an expression for $G_{s,s}$. The result is

$$G_{s,s}(\omega, \bar{t}) = G_{s,s}^{(0)}(\omega, \bar{t}) + G_{s,s}^{(1)}(\omega, \bar{t}), \quad (43)$$

with

$$G_{s,s}^{(0)}(\omega, \bar{t}) = \bar{g}_s^{(0)}(\omega, \bar{t}) + \bar{g}_s^{(0)}(\omega, \bar{t}) \Sigma_{s,s}^{(0)}(\omega, \bar{t}) G_{s,s}^{(0)}(\omega, \bar{t}) \quad (44)$$

and

$$\begin{aligned} G_{s,s}^{(1)}(\omega, \bar{t}) = & \bar{g}_s^{(1)}(\omega, \bar{t}) + \bar{g}_s^{(1)}(\omega, \bar{t}) \Sigma_s(\omega, \bar{t}) G_{ss}^{(0)}(\omega, \bar{t}) + \bar{g}_s^{(0)}(\omega, \bar{t}) \Sigma_s(\omega, \bar{t}) G_{ss}^{(1)}(\omega, \bar{t}) - \frac{i\hbar}{2} \frac{\partial \bar{g}_s^{(0)}}{\partial \bar{t}}(\omega, \bar{t}) \frac{\partial}{\partial \omega} [\Sigma_s(\omega, \bar{t}) G_{ss}^{(0)}(\omega, \bar{t})] \\ & + \frac{i\hbar}{2} \frac{\partial}{\partial \omega} [\bar{g}_s^{(0)}(\omega, \bar{t}) \Sigma_s(\omega, \bar{t})] \frac{\partial G_{ss}^{(0)}}{\partial \bar{t}}(\omega, \bar{t}) + \frac{i\hbar}{2} \frac{\partial \bar{g}_s^{(0)}}{\partial \omega}(\omega, \bar{t}) \frac{\partial \Sigma_s}{\partial \bar{t}}(\omega, \bar{t}) G_{ss}^{(0)}(\omega, \bar{t}) - \frac{i\hbar}{2} \bar{g}_s^{(0)}(\omega, \bar{t}) \frac{\partial \Sigma_s}{\partial \bar{t}}(\omega, \bar{t}) \frac{\partial G_{ss}^{(0)}}{\partial \omega}(\omega, \bar{t}) \\ & - \frac{i\hbar}{2} \bar{g}_s^{(0)}(\omega, \bar{t}) \mathcal{S}^{(1)}(\omega, \bar{t}) G_{s,s}^{(0)}(\omega, \bar{t}). \end{aligned} \quad (45)$$

In Eq. (45) we have introduced

$$\mathcal{S}^{(1)}(\omega, \bar{t}) = \sum_{k\alpha} [\dot{V}_{k\alpha}^*(\bar{t}) V_{k\alpha}(\bar{t}) - \text{H.c.}] \frac{\partial g_{k\alpha s}}{\partial \omega}(\omega, \bar{t}). \quad (46)$$

In what follows we use the wide-band approximation, where $\Sigma(\omega, t) \rightarrow \Sigma(t)$, in which case the above equations are simplified further.

From Eqs. (44) and (45), we obtain G^r and $G^<$, which are needed to calculate J_α , Eq. (5), in the adiabatic approximation for the Coulomb blockade regime. Since the zeroth order terms are essentially equilibrium quantities, we are allowed to use the fluctuation-dissipation theorem to compute $G^{(0)<}$ without much effort: $G^{(0)<}(\omega, t) = -2if(\omega)\text{Im}[G^{(0)r}(\omega, t)]$. For $G^{(1)<}$ this is no longer possible and we have to use the Langreth rules. The resulting expressions are rather long and will be omitted here.

The occupation numbers $\langle n_s^{(0)} \rangle$ and $\langle n_s^{(1)} \rangle$ that appear in Eqs. (44) and (45) are calculated self-consistently using

$$\langle n_s^{(i)}(t) \rangle = \int_{-\infty}^{\infty} \frac{d\omega}{2\pi i} G_{s,s}^{(i)<}(\omega, t), \quad (47)$$

where $i=0$ or 1 . In the absence of an external magnetic field, which is the case considered here, $\langle n_s^{(i)} \rangle = \langle n_s^{(0)} \rangle$.

For later convenience, we assume the couplings $V_{k\alpha}$ to be energy independent and use the flat and wide-band approximation to define

$$\Gamma_\alpha(\epsilon, t) = 2\pi |V_\alpha(\epsilon, t)|^2 \rho_\alpha \cong 2\pi |V_\alpha(t)|^2 \rho_\alpha \equiv \Gamma_\alpha(t), \quad (48)$$

with ρ_α denoting the density of states in the lead α . We also introduce

$$\Gamma(t) = \sum_\alpha \Gamma_\alpha(t) \quad (49)$$

as the total decay width. As we discuss next, the current in Eq. (5) is easily cast in terms of these quantities.

B. Current in the adiabatic approximation

To evaluate the time integral in the general expression for the current, we proceed as in Eq. (30) and expand all terms in the integrand to linear order in the slow variables. The resulting expression for the pumped current depends explicitly on $G^<(\omega, t)$ and $G^r(\omega, t)$. Since $G^<$ is related to occupations (and hence to fluctuations) and G^r to dissipation, as shown by standard linear-response theory, it is natural to break the current into two parts,

$$J_\alpha(t) \equiv J_\alpha^{\text{fl}}(t) + J_\alpha^{\text{dis}}(t), \quad (50)$$

where the fluctuation term is

$$\begin{aligned} J_\alpha^{\text{fl}}(t) &= -\frac{2e}{\hbar} \sum_s \text{Im} \left[\frac{\Gamma_\alpha(t)}{2} \int_{-\infty}^{\infty} \frac{d\omega}{2\pi} G_{s,s}^<(\omega, t) \right] \\ &= -\frac{e}{\hbar} \Gamma_\alpha(t) \sum_s \langle n_s(t) \rangle \end{aligned} \quad (51)$$

while the dissipation term is given by

$$\begin{aligned} J_\alpha^{\text{dis}}(t) &= -\frac{2e}{\hbar} \sum_s \text{Im} \left\{ \int_{-\infty}^{\infty} \frac{d\omega}{2\pi} f(\omega) \left[\Gamma_\alpha(t) G_{s,s}^r(\omega, t) \right. \right. \\ &\quad \left. \left. + \frac{i\hbar}{2} \frac{d}{dt} \left[\Gamma_\alpha(t) \frac{\partial G_{s,s}^r}{\partial \omega}(\omega, t) \right] \right] \right\} + O(\partial_\omega^2 \partial_t^2). \end{aligned} \quad (52)$$

Now we are ready to use the adiabatic expansion for the Green's function, $G_{s,s} = G_{s,s}^{(0)} + G_{s,s}^{(1)}$, and to identify the zeroth and the first-order contributions to the pumped current, $J^{(0)}$ and $J^{(1)}$, respectively. It can be shown that the zeroth order current vanishes, as expected by the fluctuation-dissipation theorem.

The first-order contribution to the current due to fluctuation is given by

$$J_\alpha^{(1)\text{fl}}(t) = -\frac{e}{\hbar} \Gamma_\alpha(t) \sum_s \langle n_s^{(1)}(t) \rangle, \quad (53)$$

while the first-order dissipation term is given by

$$J_\alpha^{(1)\text{dis}}(t) = J_\alpha^{(1a)\text{dis}}(t) + J_\alpha^{(1b)\text{dis}}(t), \quad (54)$$

where

$$J_\alpha^{(1a)\text{dis}}(t) = -\frac{2e}{\hbar} \sum_s \text{Im} \left[\Gamma_\alpha(t) \int_{-\infty}^{\infty} \frac{d\omega}{2\pi} f(\omega) G_{s,s}^{(1)r}(\omega, t) \right] \quad (55)$$

and

$$J_\alpha^{(1b)\text{dis}}(t) = -e \sum_s \text{Re} \left\{ \int_{-\infty}^{\infty} \frac{d\omega}{2\pi} \left(-\frac{\partial f}{\partial \omega} \right) \frac{d}{dt} [\Gamma_\alpha(t) G_{s,s}^{(0)r}(\omega, t)] \right\}. \quad (56)$$

The reason for breaking the dissipation term into two contributions is that $J_\alpha^{(1b)\text{dis}}(t)$ is a total derivative in time. Integrated over a pumping period, this current term does not contribute to the pumped charge. This provides a good check for the numerical calculations presented in Sec. V. We also successfully verified that our analytical expressions yield the same results as other pumping formulations^{2,28} in the $U \rightarrow 0$ limit.

Equations (50), (53), and (55) constitute the principal results of this paper. In the following, we will use these expressions to investigate the role of interactions on the pumped current. Specifically, we will study how interactions affect the dependence of the pumped current on U , temperature, and the phase difference between the pumping perturbations.

V. RESULTS AND DISCUSSIONS

In this section we compute numerically the pumping current, Eq. (50), and investigate the dependence of the magnitude of the leading contribution to the total charge pumped per cycle,

$$Q = \int_0^{\tau_{\text{pump}}} dt J_L^{(1)}(t), \quad (57)$$

on several model parameters. In particular, we discuss in which conditions the pumped charge can be quantized to its

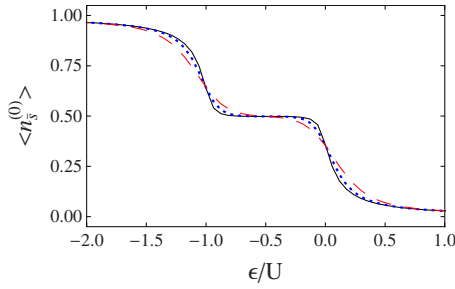


FIG. 2. (Color online) Equilibrium quantum dot occupation number $\langle n_s^{(0)} \rangle$ as a function of the level position ϵ for three values of the temperature: $k_B T/U=0.01$ (black solid line), $k_B T/U=0.05$ (blue dotted line), and $k_B T/U=0.1$ (red dashed line). Here $\Gamma_0=0.1U$ and the Fermi energy is set to zero, $\epsilon_F=0$.

maximum value, $|e|$. To accomplish this goal, we consider the following parametrization for tunnel couplings:

$$\Gamma_\alpha(t) = \Gamma_{0,\alpha} + \Delta\Gamma_\alpha \cos(\Omega t + \phi_\alpha), \quad (58)$$

where $\alpha=R,L$ and $\Gamma_{0,\alpha}$ and $\Delta\Gamma_\alpha$ are real constants. We also assume that the quantum dot resonance energy varies in time as

$$\epsilon(t) = \epsilon_0 + \epsilon_1 \cos(\Omega t). \quad (59)$$

Notice that since $\epsilon_s = \epsilon_{\bar{s}}$, we have dropped the spin index. In the following, all parameters are chosen to ensure that the system is clearly in Coulomb blockade regime, $\Gamma \ll U$. Typically, we take $\Gamma_{0,\alpha}/U = \Gamma_0/U = 0.1$ and $\Delta\Gamma_\alpha = \Delta\Gamma = 0.05U$ in our numerical calculations.

As already stressed, the analysis is restricted to the first-order adiabatic correction. Hence, since the current is linear in Ω , the charge pumped per cycle does not depend on the pumping rate. The accuracy of this approximation depends on the magnitude of the second-order corrections. Intuitively, the adiabatic approximation becomes more accurate as the ratio $\hbar\Omega/\Gamma_0$ becomes smaller. A closer analysis of the time derivatives of the Green's functions induced by the adiabatic expansion reveals that the dimensionless parameter controlling the adiabaticity is rather $\xi = \max\{\hbar\Omega/\Gamma_0, \hbar\Omega\epsilon_1/\Gamma_0^2\}$. Albeit the fact that the results presented here are always valid for a sufficiently slow pumping, such that $\xi \ll 1$, there is no simple way to estimate the accuracy of the approximation for a given pumping rate Ω . To be quantitative, one has to evaluate the second-order correction within the adiabatic approximation, which is a quite daunting task. Instead, we did a rough estimate of these higher-order contributions by studying a single representative term that appears in the second-order Green's function. We found that it scaled with ξ as predicted, up to a numerical factor of order 1.

Figure 2 displays the result of the self-consistent calculation of the zeroth order occupation $\langle n_s^{(0)} \rangle$, Eq. (47), as function of the position of the resonance ϵ for three temperature values. Knowledge of $\langle n_s^{(0)} \rangle$ is crucial for computing the various terms that enter in the calculation of the pumping current. As expected, the occupation of the quantum dot increases whenever the position of any of its two levels, ϵ and $\epsilon+U$, coincides with Fermi level $\epsilon_F=0$, facilitating charge

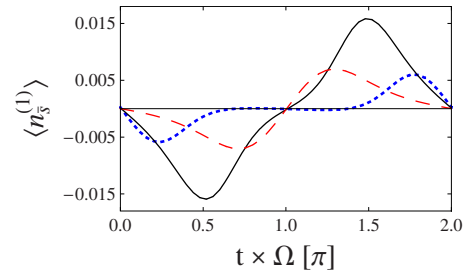


FIG. 3. (Color online) First-order correction to the quantum dot occupation number, $\langle n_s^{(1)} \rangle$, as a function of time over a complete pumping cycle for three values of ϵ_0 : $\epsilon_0/U=-0.075$ (blue dotted line), $\epsilon_0/U=0$ (black solid line), and $\epsilon_0/U=0.075$ (red dashed line). Temperature is $k_B T/U=0.01$, $\phi_L = -\phi_R = \pi/2$, $\epsilon_1/U=0.05$, $\Gamma_0/U=0.1$, and $\Delta\Gamma/U=0.05$.

transport. For low temperatures, this is the dominant mechanism of transport, whereas for higher temperatures thermal fluctuations can also induce charge transfer through the quantum dot. This explains why the features in the curve become sharper as temperature decreases.

The first-order correction to the quantum dot occupation number $\langle n_s^{(1)} \rangle$, also calculated self-consistently using Eq. (47), is shown in Fig. 3 as a function of time for several values of ϵ_0 . It is important to emphasize that $\langle n_s^{(1)} \rangle$ is intrinsically a time-dependent quantity and depends on the pumping parameters dynamics, in contrast to $\langle n_s^{(0)} \rangle$. Notice that the magnitude of $\langle n_s^{(1)} \rangle$ is typically much smaller than $\langle n_s^{(0)} \rangle$. We observe that the maximum values of $\langle n_s^{(1)} \rangle$ occur for $\epsilon_0 = \epsilon_F$. When the position of the level ϵ_0 deviates significantly from ϵ_F , charge pumping is attenuated and the magnitude of the current is smaller.

After computing $\langle n_s^{(1)} \rangle$, the next step is to calculate the first-order correction to the time-dependent current $J_\alpha^{(1)}(t)$ given by the sum of the fluctuation term $J_\alpha^{(1)\text{fl}}(t)$, Eq. (53), and the dissipation terms $J_\alpha^{(1a)\text{dis}}(t)$ and $J_\alpha^{(1b)\text{dis}}(t)$, Eqs. (55) and (56), respectively. A typical result is shown in Fig. 4 where we plot the frequency-independent quantity $J_\alpha^{(1)}/\Omega$ as a function of time over a full pumping cycle. It is important to point out that the second dissipation term, $J_\alpha^{(1b)\text{dis}}(t)$, does not contribute to the total charge pumped per cycle since it is proportional to a total time derivative. Consequently, its time

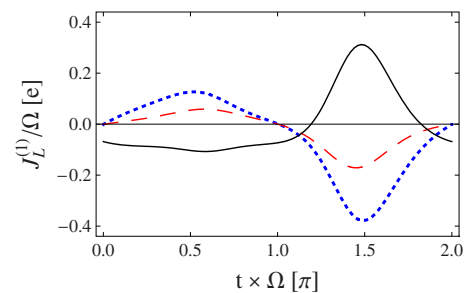


FIG. 4. (Color online) The three terms that contribute to the first-order correction to the pumping current as a function of time: $J_\alpha^{(1)\text{fl}}(t)$ (blue dotted line), $J_\alpha^{(1a)\text{dis}}(t)$ (red dashed line), and $J_\alpha^{(1b)\text{dis}}(t)$ (black solid line). Here we set $\epsilon_0=0$ and take the other model parameters as in Fig. 3.

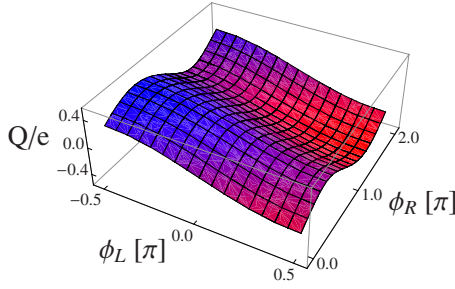


FIG. 5. (Color online) Three-dimensional graph of Q as a function of ϕ_L and ϕ_R . Temperature is $k_B T/U=0.01$ while $\varepsilon_0=0$, $\varepsilon_1/U=0.05$, $\Gamma_0/U=0.1$, and $\Delta\Gamma/U=0.05$.

integral over a complete pumping cycle must vanish, a result that has been confirmed numerically. The analysis of Fig. 4 reveals that these three current terms, as $\langle n_s^{(1)} \rangle$, exhibit maxima precisely at the instants when the resonance energy level $\varepsilon(t)$ crosses the Fermi energy. In the case of Fig. 4, where $\varepsilon_0=0$, these maxima occur at $t=\pi/2\Omega$ and $t=3\pi/2\Omega$.

There is an intuitive interpretation for the role of the pumping parameters of our model, $\Gamma_{R,L}(t)$ and $\varepsilon(t)$, that helps us to understand the time dependence observed above: in Eq. (59) we fixed the phase offset of $\varepsilon(t)$ to zero. In this situation, for $0 \leq t \leq \tau_{\text{pump}}/2$ the resonance energy ε decreases with time. As a consequence, during this half pumping period $\langle n_s \rangle$ increases with time, which corresponds to loading negative charge into the quantum dot. In this time interval, the sign of the pumping current depends on the phase difference between ϕ_R and ϕ_L . The situation is reversed for $\tau_{\text{pump}}/2 \leq t \leq \tau_{\text{pump}}$. Figure 5 shows the three-dimensional plot of the charge pumped per cycle Q as a function of both ϕ_R and ϕ_L . Consistent with the reasoning presented above, having ϕ_L and ϕ_R in antiphase favors larger values of $|Q|$. In particular, we find two maximum values of $|Q|$, one at $\phi_L=\pi/2$ and $\phi_R=3\pi/2$, and the other at $\phi_L=-\pi/2$ and $\phi_R=\pi/2$. The location of these maxima shows no dependence on any of the model parameters provided $\varepsilon_1 \neq 0$. In this limit case, there are only two active pumping parameters, Γ_R and Γ_L , and the dependence of Q on the ϕ_R and ϕ_L is the same as in the noninteracting case.² Since we are interested in maximizing $|Q|$, in the remainder of this paper we take $\varepsilon_1 \neq 0$ and $\phi_L=-\phi_R=\pi/2$.

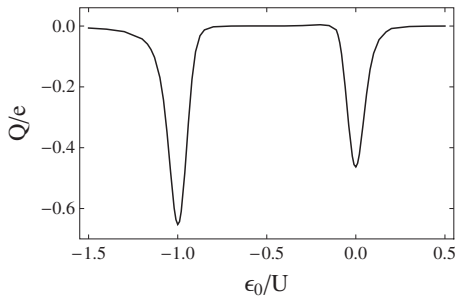


FIG. 6. Charge pumped per cycle as a function of the level position ε_0 for $\varepsilon_1/U=0.05$, $k_B T/U=0.01$, $\phi_L=-\phi_R=\pi/2$, $\Gamma_0/U=0.1$, and $\Delta\Gamma/U=0.05$. The charge is measured in units of the electron charge e .

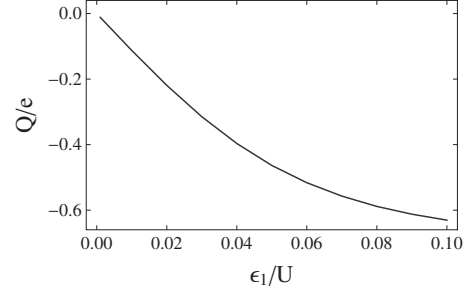


FIG. 7. Charge pumped per cycle as a function of the resonance oscillation amplitude ε_1 for $\varepsilon_0=0$, $\Gamma_0/U=0.1$, $\Delta\Gamma/U=0.05$, $k_B T/U=0.01$, and $\phi_L=-\phi_R=\pi/2$. The charge is measured in units of the electron charge e .

We are now ready to study the dependence of Q on $V_g(t)$, related to ε_0 and ε_1 , as well as on the dot-lead couplings, represented in our model by Γ_0 and $\Delta\Gamma$. In Fig. 6 we show the charge pumped per cycle Q calculated as a function of ε_0 . Charge pumping is enhanced whenever a quantum dot resonance, ε_0 or ε_0+U , crosses the Fermi level, resulting in the two peaks of Fig. 6.

Figure 7 shows the dependence of Q on ε_1 . We consider one of the situations of maximum pumping, namely, $\phi_L=-\phi_R=\pi/2$ and $\varepsilon_0=\varepsilon_F=0$. In this case, $|Q|$ increases monotonically with ε_1 . We caution that once ε_1 exceeds Γ_0 , it is necessary to check whether $\xi \ll 1$, so that the adiabatic approximation still holds. Hence, increasing ε_1 might not be advantageous whenever it is necessary to reduce Ω . Figure 7 also shows that Q vanishes when $\varepsilon_1=0$, as expected for a two-parameter adiabatic pump that occurs for $\phi_L=-\phi_R=\pi/2$.^{1,2}

We now address the dependence of Q on $\Delta\Gamma$ and Γ_0 . To be quantitative, we now also keep $T \gg T_K$ for the sake of the validity of our approximation. To maximize pumping, we find that it is advantageous to decrease T_K by taking $\varepsilon_0 \neq 0$ rather than increasing T . As before, we consider $\phi_L=-\phi_R=\pi/2$. Due to the time derivatives appearing in the Green's function expressions, several terms in Eqs. (53) and (55) are proportional to $\Delta\Gamma$. Indeed, we find that Q is roughly linear in $\Delta\Gamma$ for several values of $\varepsilon_1 \leq \Gamma_0$. Figure 8 shows Q versus Γ_0 for three temperature values. Due to the fact that $k_B T_K \leq \sqrt{\Gamma U/2} e^{-\pi/2}$ for $\varepsilon \approx \Gamma_0$, our approximation scheme breaks down as Γ_0 is increased and T_K reaches T .

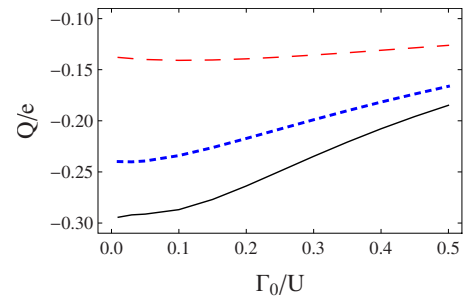


FIG. 8. (Color online) Charge pumped per cycle as a function of Γ_0 for different values of temperature: $k_B T/U=0.05$ (black solid line), $k_B T/U=0.1$ (blue dotted line), and $k_B T/U=0.2$ (red dashed line). Here $\varepsilon_0=\Gamma$, $\varepsilon_1/U=0.05$, $\Delta\Gamma/\Gamma_0=1$, and $\phi_L=-\phi_R=\pi/2$.

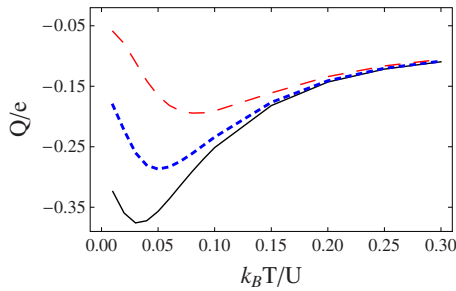


FIG. 9. (Color online) Charge pumped per cycle as a function of temperature for $\varepsilon_0/U=0.075$ (black solid line), $\varepsilon_0/U=0.1$ (blue dotted line), and $\varepsilon_0/U=0.15$ (red dashed line). For all curves $\varepsilon_1/U=0.05$, $\Gamma_0/U=0.1$, $\Delta\Gamma/U=0.1$, and $\phi_L=-\phi_R=\pi/2$.

Figure 9 shows Q as a function of temperature for three values of the resonance energy ε_0 with ε_1 kept fixed. The temperatures for which we observe the largest values of $|Q|$ scale with ε_0 . We also find that by decreasing $|\varepsilon_0|$ the maximum of $|Q|$ increases. Unfortunately, since our results are only valid for $T \gg T_K$, we cannot freely vary ε_0 .

Finally, let us address the dependence of Q on the charging energy U . Our results are summarized in Fig. 10. A large interval range for U is displayed to best illustrate the pumped charge dependence on this parameter. We observe that pumping is largely enhanced for small values of U . When U becomes comparable to Γ the system departs from the Coulomb blockade regime.

VI. CONCLUSIONS

In conclusion, we have investigated adiabatic charge pumping through quantum dots in the Coulomb blockade regime. We specifically studied the impact of Coulomb interaction on the pumping current amplitude for the *finite- U* Anderson model, in contrast to previous works that treated the infinite- U case.²⁸

We have derived a general expression for the adiabatic pumping current that is proportional to the instantaneous Green's function of the dot. This formula was then applied to compute the time dependence of the total charge pumped per cycle through the dot. This allowed us to analyze several

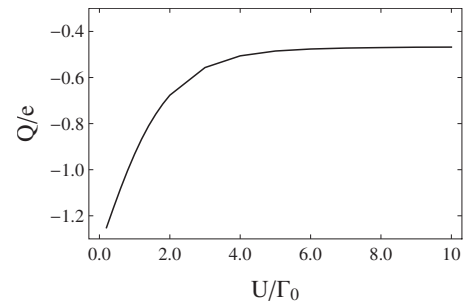


FIG. 10. Charge pumped per cycle as a function of U/Γ_0 for $\varepsilon_0=\Gamma_0$, $\varepsilon_1=\Gamma_0/2$, and $k_B T=\Delta\Gamma=\Gamma_0$.

aspects of experimental relevance such as the dependence of the pumped charge on temperature and on the phase difference between time-dependent perturbations.

We find that, within the adiabatic regime, there is a large range of parameters that can be used to maximize the charge pumped per cycle. For this purpose, we find that it is advantageous to (i) tune the back gate voltage to pump with the QD in resonance with the Fermi energy in the leads; (ii) maximize the pumping amplitude $\Delta\Gamma$ and, possibly, ε_1 as well; (iii) minimize temperature.

We were not able to find a set of parameter values that gives one unit of charge e per pumping cycle within the parameter ranges allowed by our approximations. We do not discard such interesting possibility, but our investigations hint that it may only be possible for very particular pulse formats, not necessarily sinusoidal, and within a narrow parameter interval. The possibility of spin pumping and the consideration of the double-dot case are under investigation and will be reported soon.

Note added. Recently, we became aware of Ref. 43 that deals with a similar problem using the diagrammatic real-time approach.

ACKNOWLEDGMENTS

We acknowledge partial financial support from the Brazilian funding agencies CNPq and FAPERJ. This work was also made possible by the American Physical Society International Travel Grant Award.

¹D. J. Thouless, Phys. Rev. B **27**, 6083 (1983).

²P. W. Brouwer, Phys. Rev. B **58**, R10135 (1998).

³M. Büttiker, H. Thomas, and A. Prêtre, Z. Phys. B **94**, 133 (1994).

⁴I. L. Aleiner, B. L. Altshuler, and A. Kamenev, Phys. Rev. B **62**, 10373 (2000).

⁵M. Moskalets and M. Büttiker, Phys. Rev. B **64**, 201305(R) (2001).

⁶J. N. H. J. Cremers and P. W. Brouwer, Phys. Rev. B **65**, 115333 (2002).

⁷M. Moskalets and M. Büttiker, Phys. Rev. B **66**, 035306 (2002).

⁸F. Taddei, M. Governale, and R. Fazio, Phys. Rev. B **70**, 052510

(2004).

⁹M. Blaauboer, Phys. Rev. B **65**, 235318 (2002).

¹⁰E. R. Mucciolo, C. Chamon, and C. M. Marcus, Phys. Rev. Lett. **89**, 146802 (2002).

¹¹M. Martinez-Mares, C. H. Lewenkopf, and E. R. Mucciolo, Phys. Rev. B **69**, 085301 (2004).

¹²E. R. Mucciolo and C. H. Lewenkopf, Int. J. Nanotechnol. **4**, 482 (2007).

¹³M. Governale, F. Taddei, and R. Fazio, Phys. Rev. B **68**, 155324 (2003).

¹⁴O. Entin-Wohlman, A. Aharony, and Y. Levinson, Phys. Rev. B **65**, 195411 (2002).

- ¹⁵M. G. Vavilov, V. Ambegaokar, and I. L. Aleiner, *Phys. Rev. B* **63**, 195313 (2001).
- ¹⁶H. Pothier, P. Lafarge, C. Urbina, D. Esteve, and M. H. Devoret, *Europhys. Lett.* **17**, 249 (1992).
- ¹⁷M. Switkes, C. M. Marcus, K. Chapman, and A. C. Gossard, *Science* **283**, 1905 (1999).
- ¹⁸P. J. Leek, M. R. Buitelaar, V. I. Talyanskii, C. G. Smith, D. Anderson, G. A. C. Jones, J. Wei, and D. H. Cobden, *Phys. Rev. Lett.* **95**, 256802 (2005).
- ¹⁹M. R. Buitelaar, V. Kashcheyevs, P. J. Leek, V. I. Talyanskii, C. G. Smith, D. Anderson, G. A. C. Jones, J. Wei, and D. H. Cobden, *Phys. Rev. Lett.* **101**, 126803 (2008).
- ²⁰B. Kaestner, V. Kashcheyevs, G. Hein, K. Pierz, U. Siegner, and H. W. Schumacher, *Appl. Phys. Lett.* **92**, 192106 (2008); B. Kaestner, V. Kashcheyevs, S. Amakawa, M. D. Blumenthal, L. Li, T. J. B. M. Janssen, G. Hein, K. Pierz, T. Weimann, U. Siegner, and H. W. Schumacher, *Phys. Rev. B* **77**, 153301 (2008).
- ²¹S. K. Watson, R. M. Potok, C. M. Marcus, and V. Umansky, *Phys. Rev. Lett.* **91**, 258301 (2003).
- ²²T. Aono, *Phys. Rev. Lett.* **93**, 116601 (2004).
- ²³A. Schiller and A. Silva, *Phys. Rev. B* **77**, 045330 (2008).
- ²⁴L. Arrachea, A. Levy Yeyati, and A. Martin-Rodero, *Phys. Rev. B* **77**, 165326 (2008).
- ²⁵P. W. Brouwer, A. Lamacraft, and K. Flensberg, *Phys. Rev. B* **72**, 075316 (2005).
- ²⁶E. Cota, R. Aguado, and G. Platero, *Phys. Rev. Lett.* **94**, 107202 (2005).
- ²⁷I. L. Aleiner and A. V. Andreev, *Phys. Rev. Lett.* **81**, 1286 (1998).
- ²⁸J. Splettstoesser, M. Governale, J. König, and R. Fazio, *Phys. Rev. Lett.* **95**, 246803 (2005).
- ²⁹E. Sela and Y. Oreg, *Phys. Rev. Lett.* **96**, 166802 (2006).
- ³⁰J. Splettstoesser, M. Governale, J. König, and R. Fazio, *Phys. Rev. B* **74**, 085305 (2006).
- ³¹P. Devillard, V. Gasparian, and T. Martin, *Phys. Rev. B* **78**, 085130 (2008).
- ³²D. Fioretto and A. Silva, *Phys. Rev. Lett.* **100**, 236803 (2008).
- ³³M. Braun and G. Burkard, *Phys. Rev. Lett.* **101**, 036802 (2008).
- ³⁴F. Cavaliere, M. Governale, and J. König, arXiv:0904.1687 (unpublished).
- ³⁵J. Rammer and H. Smith, *Rev. Mod. Phys.* **58**, 323 (1986).
- ³⁶H. Haug and A.-P. Jauho, *Quantum Kinetics in Transport and Optics of Semiconductors* (Springer-Verlag, Heidelberg, 1996).
- ³⁷A.-P. Jauho, N. S. Wingreen, and Y. Meir, *Phys. Rev. B* **50**, 5528 (1994).
- ³⁸A. C. Hewson, *The Kondo Problem to Heavy Fermions* (Cambridge University Press, Cambridge, England, 1993).
- ³⁹Y. Meir, N. S. Wingreen, and P. A. Lee, *Phys. Rev. Lett.* **66**, 3048 (1991).
- ⁴⁰D. C. Langreth, *Phys. Rev.* **148**, 707 (1966).
- ⁴¹A. Hernández, V. M. Apel, F. A. Pinheiro, and C. H. Lewenkopf, *Physica A* **385**, 148 (2007).
- ⁴²Although this demonstration has been made for the retarded component, it also applies for the lesser and greater ones.
- ⁴³N. Winkler, M. Governale, and J. König, *Phys. Rev. B* **79**, 235309 (2009).